

## PRODUCT DESCRIPTION

SPECTEC's 5/8" magnetic pickups are part of a family of rugged, high performance "passive" type speed sensors ranging in size from 3/16" to 3/4" Dia. VRS feature high output voltage and great configuration diversity to meet a wide range of applications. An integrated temperature sensor is available as an option. Sanitary, sealed blind shell construction is also available.

For CL 1, Div I & II hazardous location, Intrinsically Safe, and Non-Incendive versions; please refer to IS40/41 and N40/41.

## SPECIFICATIONS

<b>Coil Resistance</b>	Type 1:	70Ω	25mH	40Vpp
<b>Inductance</b>	Type 2:	150Ω	85mH	50Vpp
<b>Output Voltage:</b>	Type 3:	230Ω	120mH	70Vpp
	Type 4:	1100Ω	450mH	180Vpp
	Type 5:	1500Ω	800mH	230Vpp
	Type 6:	3000Ω	1500mH	290Vpp
	Type 7:	5000Ω	2500mH	330Vpp

(1000IPS, 20-pitch gear at .005 gap. 100K Ohm load. Inductance and output voltage notations are maximum values.)

**Magnetization:** Standard: 1000 GAUSS, TYP  
 Low Mag: 250 Gauss, TYP. See note on Pg 2

**Temperature Range:**  
 2T: -100° to 250°F (-73° to 120°C)  
 3T: -150° to 330°F (-101° to 165°C)  
 5HT: -450° to 450°F (-268° to 232°C)  
 RTD: -330° to 400°F (-200° to 205°C)  
 NTC: -112° to 300°F (-80° to 150°C)

**Pole Type:** Flush(FP), Sealed Flush(FPS), Extended(EP), Sealed Extended(EPS), & Chisel Point(CP) Poles are available. (CP must be oriented parallel with gear tooth.)

Gear Pitch	Pole Type
≤36 DP (MODULE 0.7)	EP62, CP10
≤26 DP (MODULE 0.98)	EP93
≤24 DP (MODULE 1.06)	FP130, FPS130, EP106, EPS106 EP125, CP45
≤12 DP (MODULE 2.11)	EP187
≤5 DP (MODULE 5.1)	EP250

**Connectors:** See Page 2 for Configurations  
 All have Gold Plated Contacts

**Lead Wire:** See Page 2 for Wire & Cable Options  
 2T: PVC, 20-24 AWG  
 3T & 5HT: TFE, 20 AWG  
 RTD & NTC: TFE, 20 AWG

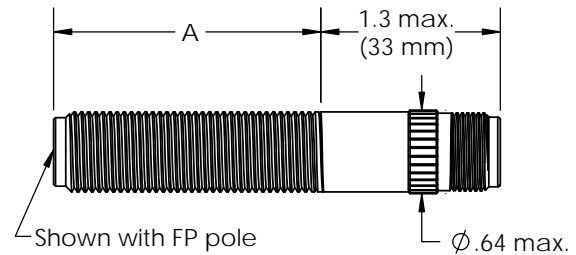
**Construction:** 300 Series stainless steel housing  
 Solid epoxy encapsulation

**CE Compliance:** EN55011, EN50022-2

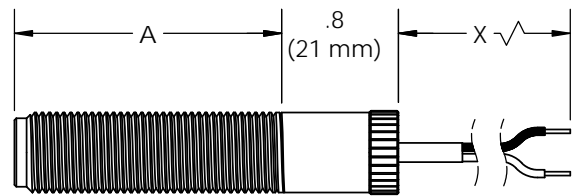
## OPTIONS

For different length, material of construction, configuration, special pole-piece types, thread size, hermetically sealed, connector or cable terminations, please contact factory.

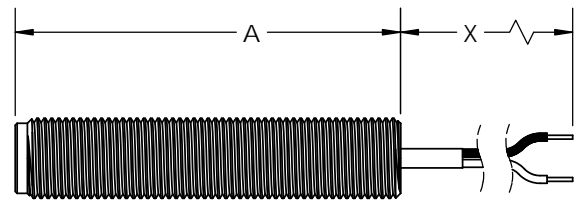
0015 5/8-18 UNF  
 0015M M16x1.5  
 0015M1 M16x1.0



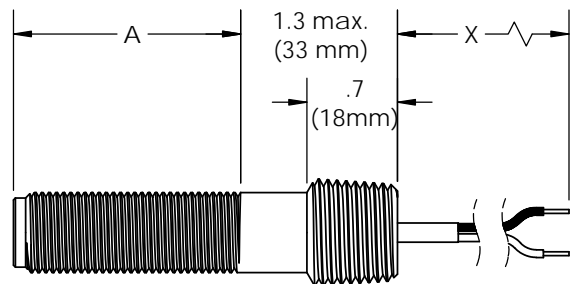
0017 5/8-18 UNF  
 0017M M16x1.5  
 0017M1 M16x1.0



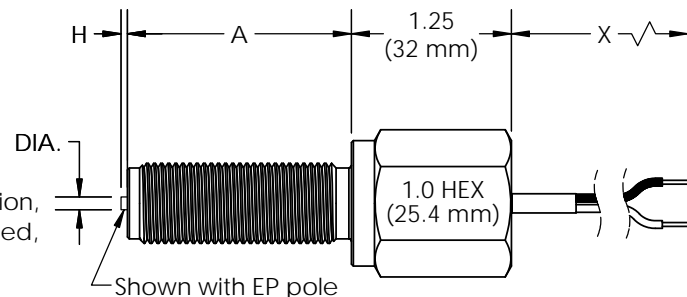
0019 5/8-18 UNF  
 0019M M16x1.5  
 0019M1 M16x1.0



0019X 5/8-18 UNF with 1/2-14 NPT Male Conduit



0019Y 5/8-18 UNF with 1/2-14 NPT Female Conduit



# ORDER INFORMATION

STYLE:            OPTIONS:            THREADS/DIA.:

0015            -            5/8-18 UNF with CONNECTOR

0015M           -            M16x1.5

0015M1          -            M16x1

Thread Length(A):

0 - 0.8" (20mm)	5 - 4.0" (102mm)
1 - 1.1" (28mm)	6 - 5.0" (127mm)
2 - 1.3" (33mm)	7 - 6.0" (152mm)
3 - 1.7" (43mm)	8 - 7.0" (178mm)
A - 2.5" (64mm)	9 - 8.0" (203mm)
4 - 3.0" (76mm)	C - 10.0" (254mm)
B - 3.5" (89mm)	

Pole Type (Ø, H):

1 - FP130	Flush Pole, Ø.130"
2 - EP106	Extended Pole, Ø.106" x .02" H
3 - EP187	Extended Pole, Ø.187" x .02" H
4 - EP125	Extended Pole, Ø.125" x .07" H
5 - FPS130	Flush Pole, Ø.130" in Sealed S.S. Face
6 - EPS106	Extended Pole, Ø.106" x .02" H in Sealed S.S. Face
7 - CP10	Fine Chisel Pole, .01" W
8 - CP45	Course Chisel Pole, .01" W
A - EP62	Extended Pole, Ø.062" x .03" H
B - EP93	Extended Pole, Ø.093" x .03" H
C - EP250	Extended Pole, Ø.250" x .02" H

Connector:

1 - MS:	2 Pin	MS310210SL-4P (See Bulletin 3000)
2 - B:	2 Pin	MS3113H8A2P BAYONET (See Bulletin 3001)
3 - MS3:	3 Pin	MS310210SL-3P (See Bulletin 3000)
4 - B4:	4 Pin	MS3113H8A4P BAYONET (See Bulletin 3001)
5 - MC3:	3 Pin	MICRO_C (See Bulletin 3004)
6 - MD4:	4 Pin	MICRO DIN M12 (See Bulletin 3005)

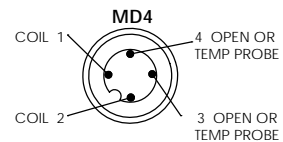
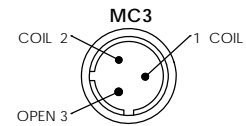
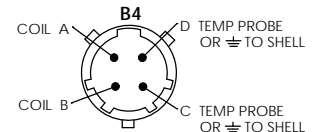
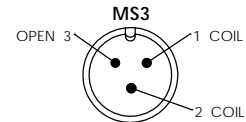
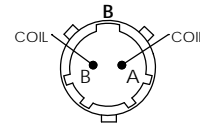
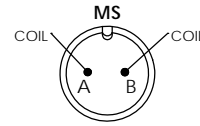
Temp. Range/ Probe:

2	-100° to 250°F (-73° to 120°C)
3	-150° to 330°F (-101° to 165°C)
5	-450° to 450°F (-268° to 232°C)
A	-330° to 400°F (-200° to 205°C) - RTD100 Ohm ±.1%, -100°C to 232°C
B	-330° to 400°F (-200° to 205°C) - RTD1000 Ohm ±.1%, -100°C to 232°C
C	-112° to 300°F (-80° to 150°C) - NTC10 kOhm ±1°C, -40°C to 100°C

Coil Resist.:

1	- 80 Ohms	5	- 1500 Ohms
2	- 150 Ohms	A	- 2000 Ohms
3	- 230 Ohms	6	- 3000 Ohms
4	- 1100 Ohms	7	- 5000 Ohms

## CONNECTOR PINOUTS



0017            -            5/8-18 UNF with LEAD WIRE

0017M           -            M16x1.5

0017M1          -            M16x1

SAME AS ABOVE

Lead Wire(X):

1	- 1' (.3m)	Single Leads
2	- 2' (.6m)	Single Leads
7	- 3' (1m)	Shielded Cable
9	- 10' (3m)	Shielded Cable

Note: For Shielded Cable, shield is not connected to sensor shell, and is intended to be connected to the instrument panel ground.

SAME AS ABOVE

0019            -            5/8-18 UNF with LEAD WIRE

0019M           -            M16x1.5

0019M1          -            M16x1

0019X           -            5/8-18 UNF with 1/2-14 NPT Male CONDUIT

0019Y           -            5/8-18 UNF with 1/2-14 NPT Female CONDUIT

Thread Length (A):

0	- 1.0" (25mm) or 0.7" (18mm) for 0019X
1	- 1.5" (38mm) or 1.3" (33mm) for 0019X
2	- 2.0" (51mm)
3	- 3.0" (76mm)
4	- 4.0" (102mm)
6	- 6.0" (152mm)

SAME AS ABOVE

Note: The magnetization level for special or low mag sensors is designated as a suffix to the P/N. i.e.: 0015-11111-300G designating a Gauss level of 300(±50). (Standard mag. will not have suffix.)