

SPECTEC

THUNDERBIRD INTERNATIONAL CORPORATION
 P.O. Box 360, Emigrant, MT 59027 USA
 (406) 333-4967 FAX: (406) 333-4259
 www.spectecensors.com

0010 • 0011
 VRS SPEED SENSOR
 MAG PICKUPS
 7/16, 1/2, M12

PRODUCT DESCRIPTION

SPECTEC's 1/2" size magnetic pickups are part of a family of modular, rugged, and high performance "passive" type speed sensors ranging in size from 3/16" to 3/4" Dia. They feature high output voltage and great configuration diversity to meet a wide range of applications.

SPECIFICATIONS

Coil Resistance Type 0: 50 Ω 9 mH 17 Vpp
Inductance Type 1: 104 Ω 20 mH 30 Vpp
Output Voltage: Type 3: 650 Ω 160 mH 85 Vpp
 Type 5: 1800 Ω 800 mH 230 Vpp
 Type 6: 2300 Ω 1100 mH 260 Vpp
 (1000 IPS, 20-pitch gear at .005" gap, 100K Ohm load. Inductance and output voltage notations are maximum values.)

Magnetization: Standard: 900 GAUSS, TYP.
 Low Mag.: 250 GAUSS, TYP.
 (See note on page 2)

Temperature Range: 2T: -100 to 250°F (-73 to 120°C)
 3T: -150 to 230°F (-101 to 165°C)
 5HT: -450 to 450°F (-268 to 232°C)

Pole Type: Flush (FPx), Extended (EPx), & Chisel Points (CPx) are available. (Chisel must be Oriented parallel with gear tooth.)
 0010X is shown with extended pole(EPx)

Gear Pitch	Pole Type
≤36 DP (MODULE 0.7)	EP62 CP10
≤26 DP (MODULE 0.98)	EP93
≤24 DP (MODULE 1.06)	FP130 FPS130

Connectors: See Page 2 for Configurations
 All have Gold Plated Contacts

Lead Wire: 2T: PVC, 22 AWG
 5HT: TFE, 24 AWG
 See Page 2 for Wire & Cable Options

Construction: 300 Series Stainless Steel
 Solid Encapsulation

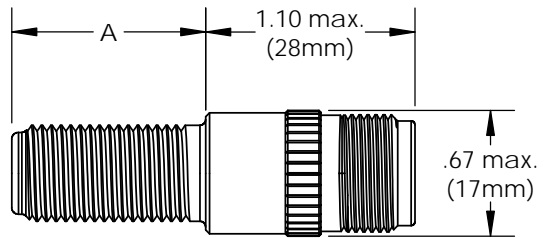
CE-Compliance: EN55011, EN50022-2

OPTIONS

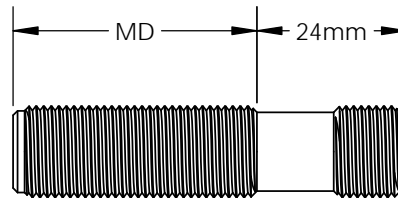
For different length, material of construction, configuration, special pole-piece types, thread size, hermetically sealed, precision custom magnetization, connector and/or cable termination, please contact factory.

For intrinsically safe versions refer to bulletins: IS40/41

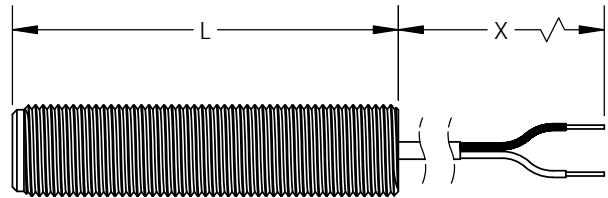
0011 1/2-20 UNF
 0011M M12x1



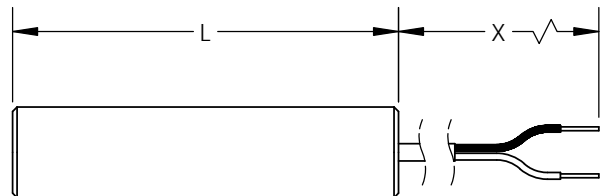
0011MD M12x1 w/ MD4 Connector Only



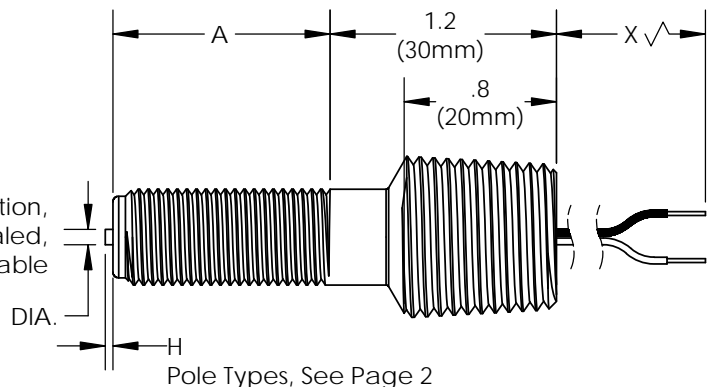
0010A 1/2-20 UNF
 0010B 1/2-32 UN
 0010C 7/16-20 UNF
 0010M M12x1



0010S Ø1/2" (12.7mm) Smooth Shell



0010X 1/2-20 UNF w/ 1/2-14 NPT



ORDER INFORMATION

STYLE:	OPTIONS:	THREADS/DIA.:
0011	- <input type="checkbox"/> <input type="checkbox"/> <input type="checkbox"/> <input type="checkbox"/> <input type="checkbox"/>	1/2-20 UNF
0011M	- <input type="checkbox"/> <input type="checkbox"/> <input type="checkbox"/> <input type="checkbox"/> <input type="checkbox"/>	M12 x 1.0
0011MD	- <input type="checkbox"/> <input type="checkbox"/> <input type="checkbox"/> <input type="checkbox"/> <input type="checkbox"/>	M12 x 1.0 (MD4 Connector Only)

	<u>0011 & 11M</u>	<u>0011MD</u>
Thread Length (A,MD):	1 - 1.0" (25mm)	16mm
	2 - 2.0" (51mm)	28mm
	3 - 3.0" (76mm)	40mm
	4 - 4.0" (101mm)	79mm
	6 - 6.0" (152mm)	130mm

Pole Type:	1 - FP130	Flush Pole, Ø.130
	2 - EP93	Extended Pole, Ø.093 x .03 H
	5 - FPS130	Flush Pole, Ø.130 in Sealed S.S. Face
	7 - CP10	Chisel Pole, Ø.130 x .01 Width
	A - EP62	Extended Pole, Ø.062 x .03 H

Connector:	1 - MS:	2 Pin	MS3106-10SL-4S (see Bulletin 3000)
	2 - B:	2 Pin	MS3113-H8C-2P (see Bulletin 3001)
	4 - B4:	4 Pin	MS3113-H8C-4P (see Bulletin 3001)
	6 - MD4:	4 Pin	MICRO DIN (see Bulletin 3005)

Temperature Range:	2 - 2T:	-100° to +250°F (-73° to +120°C)
	3 - 3T:	-150° to +330°F (-101° to +165°C)
	5 - 5HT:	-450° to +450°F (-268° to +232°C)

Coil Resistance:	0 - 50 Ohm
	1 - 140 Ohm
	3 - 650 Ohm
	5 - 1800 Ohm
	6 - 2300 Ohm

0010A	- <input type="checkbox"/> <input type="checkbox"/> <input type="checkbox"/> <input type="checkbox"/> <input type="checkbox"/>	1/2-20 UNF
0010B	- <input type="checkbox"/> <input type="checkbox"/> <input type="checkbox"/> <input type="checkbox"/> <input type="checkbox"/>	1/2-32 UN
0010C	- <input type="checkbox"/> <input type="checkbox"/> <input type="checkbox"/> <input type="checkbox"/> <input type="checkbox"/>	7/16-20 UNF
0010M	- <input type="checkbox"/> <input type="checkbox"/> <input type="checkbox"/> <input type="checkbox"/> <input type="checkbox"/>	M12 x 1.0
0010S	- <input type="checkbox"/> <input type="checkbox"/> <input type="checkbox"/> <input type="checkbox"/> <input type="checkbox"/>	Ø1/2" (12.7mm) Smooth Shell

Housing Length(L):	2 - 1.0" (25mm)
	3 - 1.25" (32mm)
	4 - 1.50" (38mm)
	5 - 2.00" (51mm) [1.80"(46mm) for 0010S ONLY]
	6 - 2.50" (64mm)
	7 - 4.00" (101mm)
	8 - 6.00" (152mm)

SAME AS ABOVE

Lead Wire(X):	2 - 2' (.6m)	Single Leads
	7 - 3' (1m)	Shielded Cable
	9 - 10' (3m)	Shielded Cable

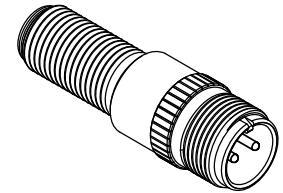
SAME AS ABOVE

Note: For Shielded Cable, shield is not connected to sensor shell, and is intended to be connected to the instrument panel ground.

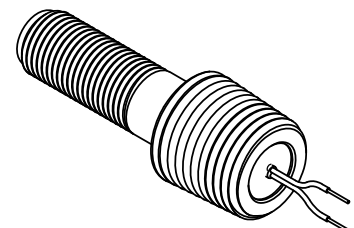
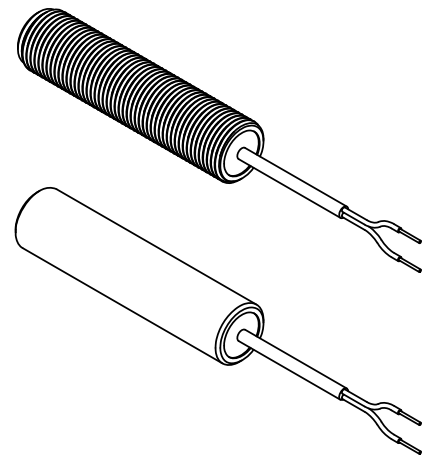
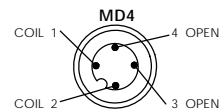
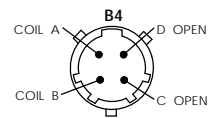
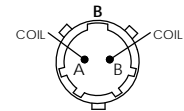
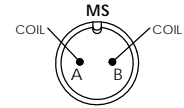
0010X	- <input type="checkbox"/> <input type="checkbox"/> <input type="checkbox"/> <input type="checkbox"/> <input type="checkbox"/>	1/2-20 UNF with 1/2-14 NPT Male Conduit
-------	--	---

Thread Length(A):	1 - 1.3" (33mm)
	2 - 2.50" (64mm)

SAME AS ABOVE



Connector Pinouts



NOTE: THE MAGNETIZATION LEVEL FOR LOW MAG. SENSORS IS DESIGNATED BY A SUFFIX TO THE P/N. I.E.: 0011-11111-300G, DESIGNATING A GAUSS LEVEL OF 300(±50) GAUSS. (STANDARD MAG. LEVEL WILL NOT HAVE A SUFFIX.)